


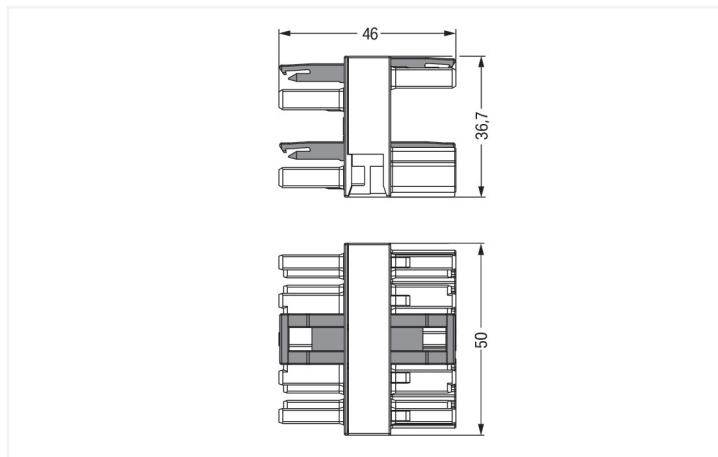
Data Sheet | Item Number: 770-609

3-way distribution connector; 5-pole; Cod. A; 1 input; 3 outputs; black

<https://www.wago.com/770-609>



Color: ■ black



Dimensions in mm

Distribution connector WINSTA® MIDI rated current 25 A

For signal and power transmission: The WINSTA® MIDI distribution connector with locking latch. The pluggable installation connectors with spring pressure connection technology work entirely without screw connections. They allow resource-efficient, error-free installation in a large number of possible uses. For greater protection in electrical installations, the pluggable installation connector is provided with mechanical protection against mismatching. The pluggable installation connector is protected against ingress by solid objects in accordance with protection type IP20 (When mated: IP2xC (These compact connectors are not designed for use in open, easily accessible areas!)). The WINSTA® MIDI pluggable installation connector with A coding in black or white is usually used for general mains applications in power distribution. The rated current and voltage are important criteria for selecting a pluggable installation connector: They provide information about possible domains of use and applications. This product has a current rating of 25 A – therefore it is suitable for powerful loads. The WINSTA® MIDI Pluggable Connection System with Push-in CAGE CLAMP® spring pressure connection technology facilitates exemplary electrification. Thanks to the included test slot, it is possible to check connections even when they are plugged in. This saves time, labor, and money.

Push-in CAGE CLAMP® spring pressure connection technology – pluggable installation instead of laborious screw connections!

WINSTA® is the pluggable connection system that is optimally tailored to the strict requirements of electrical installation. It allows error-free installation of cables and components, quickly and reliably. Now you can also reduce installation costs without compromising quality and safety: with protection type IP20 reduces the need for servicing and prevents unnecessary downtime.

- protection against mismatching eliminates errors
- pre-assembled versions
- with A coding for use in a large number of general mains applications
- ready to install and use immediately
- rapid, structured electrical installation

Electrical data

Ratings per	IEC/EN 60664-1		
Overvoltage category	III	III	II
Pollution degree	3	2	2
Nominal voltage	400 V	-	-
Rated surge voltage	6 kV	-	-
Rated current	25 A	-	-

Approvals per	UL 1977
Rated voltage	600 V
Rated current	23 A

General information

Note on contact resistance	approx. 1 mΩ of contact resistance approx. 0.25 mΩ contact transition plug/ socket
----------------------------	--

Connection data

Total number of potentials	5	Connection 1	
PE function	Preceding PE contact	Pole number	5

Physical data

Pin spacing	10 mm / 0.394 inches
Width	50 mm / 1.969 inches
Height	36.7 mm / 1.445 inches
Depth	46 mm / 1.811 inches

Mechanical data

Use	General mains applications
Coding	A
Marking	N ⊕ L1 L2 L3
Potential marking	N ⊕ L1 L2 L3
Mating force of a plug-in connection	Approx. 20 ... 70 N (depending on pole number)
Retention force of a plug-in connection	When locked: > 80 N
Unmating force of a plug-in connection	Unlocked: approx. 20 ... 70 N (depending on pole number)
Number of mating cycles	200, without resistive load
Type of distribution box	Distribution connector, 3-way
Protection type	IP20; When mated: IP2xC (These compact connectors are not designed for use in open, easily accessible areas!)

Plug-in connection

Mismating protection	Yes
Note on mismating protection	All <i>WINSTA</i> ® components are 100% protected against mismating when: a.) plugging different numbers of poles b.) plugging while rotated 180 c.) plugging while laterally staggered d.) plugging one pole
Locking lever	Yes
Locking of plug-in connection	Locking lever
Note on locking system	All connectors for mounted installations (snap-in versions for lighting fixtures or devices, all types of PCB and distribution connectors) are factory-equipped with locking levers to ensure plugs and sockets are securely locked. Additional locking levers are only required for flying leads (plug/socket).
Number of locking levers	4

Material data

Note (material data)	Information on material specifications can be found here
Color	black
Insulation material (main housing)	Polyamide (PA66)
Flammability class per UL94	V0
Contact material	Copper or copper alloy; surface-treated
Contact Plating	Tin
Fire load	0.958 MJ
Weight	42.4 g

Environmental requirements

Processing temperature	-5 ... +40 °C
Continuous operating temperature	-35 ... +85 °C
Note on continuous operating temperature	Insulating parts for temperatures ≤ 105 °C

Commercial data

PU (SPU)	25 pcs
Packaging type	Box
Country of origin	DE
GTIN	4045454251383
Customs tariff number	85366990990

Product classification

UNSPSC	39121406
eCl@ss 10.0	27-44-06-03
eCl@ss 9.0	27-44-06-03
ETIM 9.0	EC002567
ETIM 8.0	EC002567
ECCN	NO US CLASSIFICATION

Environmental Product Compliance

RoHS Compliance Status	Compliant, No Exemption
------------------------	-------------------------

Approvals / Certificates

General approvals



Approval	Standard	Certificate Name
CCA DEKRA Certification B.V.	EN 61535	71-123228
CCA DEKRA Certification B.V.	IEC 61535	NL -84761
cURus Underwriters Laboratories Inc.	UL 1977	E45171
cURus Underwriters Laboratories Inc.	UL 1059	E 45172

Declarations of conformity and manufacturer's declarations

Approval	Standard	Certificate Name
EU-Declaration of Confor- mity WAGO GmbH & Co. KG	-	-

Approvals for marine applications



Approval	Standard	Certificate Name
ABS American Bureau of Ship- ping	-	19-HG1868589-PDA
DNV GL Det Norske Veritas, Ger- manischer Lloyd	-	TAE00001Z6
LR Lloyds Register	IEC 61984	LR22429487TA

Downloads

Environmental Product Compliance

Compliance Search

Environmental Product Compliance 770-609



Documentation

Bid Text

770-609	19.02.2019	xml 2.72 KB	
770-609	12.03.2015	doc 22.50 KB	
ausschreiben.de 770-609			

CAD/CAE-Data

CAD data

2D/3D Models 770-609



CAE data

EPLAN Data Portal
770-609



WSCAD Universe
770-609



ZUKEN Portal 770-609



1 Compatible Products

1.1 System counterpart

1.1.1 Cable assembly



Item No.: 771-9995/206-101

pre-assembled connecting cable; Eca; Plug/open-ended; 5-pole; Cod. A; H05VV-F 5G 1.5 mm²; 1 m; 1,50 mm²; black



Item No.: 771-9995/106-101

pre-assembled connecting cable; Eca; Socket/open-ended; 5-pole; Cod. A; H05VV-F 5G 1.5 mm²; 1 m; 1,50 mm²; black



Item No.: 771-9995/006-101

pre-assembled interconnecting cable; Eca; Socket/plug; 5-pole; Cod. A; H05VV-F 5G 1.5 mm²; 1 m; 1,50 mm²; black

1.1.2 Female connector/socket



Item No.: 770-205

Socket; 5-pole; Cod. A; 4,00 mm²; black



Item No.: 770-405

Socket; 5-pole; Cod. A; 4,00 mm²; black



Item No.: 770-105

Socket; with strain relief housing; 5-pole; Cod. A; 4,00 mm²; black



Item No.: 770-305

Socket; with strain relief housing; 5-pole; Cod. A; 4,00 mm²; black

1.1.3 Male connector/plug



Item No.: 770-215

Plug; 5-pole; Cod. A; 4,00 mm²; black

Item No.: 770-415

Plug; 5-pole; Cod. A; 4,00 mm²; black

Item No.: 770-115

Plug; with strain relief housing; 5-pole; Cod. A; 4,00 mm²; black

Item No.: 770-315

Plug; with strain relief housing; 5-pole; Cod. A; 4,00 mm²; black

1.2 Optional Accessories

1.2.1 Cover

1.2.1.1 Cover



Item No.: 770-201

Lockout cap; 12-pole, separable; for sockets; Plastic; black



Item No.: 770-221

Lockout cap; 12-pole, separable; for sockets; Plastic; white



Item No.: 770-360

Lockout cap; for plugs; 5-pole; separable; yellow

1.2.2 Installation

1.2.2.1 Mounting accessories



Item No.: 770-625

Mounting plate; 5-pole; for distribution connectors; Plastic; black

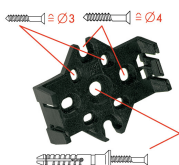


Item No.: 770-675

Mounting plate; 5-pole; for distribution connectors; Plastic; white

Installation Notes

Installation




Mounting plates can be secured using commercially available screws or nail-drive anchors.



The distribution connectors snap together when attached to the mounting plate.



To release the distribution connector, unlock the latch using a screwdriver.



All distribution connector connections are locked and protected against accidental disconnection directly after mating. Locking of any connection is released using a screwdriver, even if all connections are used.