













Selector switch, illuminable, 22 mm, round, metal, shiny, white, selector switch, short, 2 switch positions O-I, latching, actuating angle 90°, 10:30h/13:30h, with holder, 1 NO, 1 NC, screw terminal

product brand name	SIRIUS ACT
product designation	Selector switches
design of the product	Complete unit
product type designation	3SU1
product line	Metal, shiny, 22 mm
manufacturer's article number	
• of supplied contact module at position 1	<a href="#">3SU1400-1AA10-1BA0</a>
• of supplied contact module at position 2	<a href="#">3SU1400-1AA10-1CA0</a>
• of the supplied holder	<a href="#">3SU1550-0AA10-0AA0</a>
• of the supplied actuator	<a href="#">3SU1052-2BF60-0AA0</a>
<b>Enclosure</b>	
number of command points	1
<b>Actuator</b>	
design of the actuating element	Selector, short
principle of operation of the actuating element	latching, 90° (10:30 h/13:30 h)
product extension optional light source	Yes
color of the actuating element	white
material of the actuating element	plastic
shape of the actuating element	round
outer diameter of the actuating element	32.3 mm
number of contact modules	2
number of switching positions	2
actuating angle	
• clockwise	90°
<b>Front ring</b>	
product component front ring	Yes
design of the front ring	standard
material of the front ring	Metal, high gloss
color of the front ring	silver
<b>Holder</b>	
material of the holder	Plastic
<b>Display</b>	
number of LED modules	0
<b>General technical data</b>	
product function positive opening	Yes
product component light source	No
insulation voltage rated value	500 V
degree of pollution	3
type of voltage of the operating voltage	AC/DC
surge voltage resistance rated value	6 kV

<b>protection class IP</b> • of the terminal	IP66, IP67, IP69(IP69K) IP20
<b>degree of protection NEMA rating</b>	1, 2, 3, 3R, 4, 4X, 12, 13
<b>shock resistance</b> • according to IEC 60068-2-27	sinusoidal half-wave 15g / 11 ms
<b>vibration resistance</b> • according to IEC 60068-2-6	10 ... 500 Hz: 5g
<b>operating frequency maximum</b>	1 800 1/h
<b>mechanical service life (operating cycles) typical</b>	1 000 000
electrical endurance (operating cycles) typical	10 000 000
<b>thermal current</b>	10 A
<b>reference code according to IEC 81346-2</b>	S
<b>continuous current of the C characteristic MCB</b>	10 A; for a short-circuit current smaller than 400 A
<b>continuous current of the quick DIAZED fuse link</b>	10 A
<b>continuous current of the DIAZED fuse link gG</b>	10 A
<b>Substance Prohibitance (Date)</b>	10/01/2014
<b>operating voltage</b> • at AC — at 50 Hz rated value — at 60 Hz rated value • at DC rated value	5 ... 500 V 5 ... 500 V 5 ... 500 V
<b>Power Electronics</b>	
<b>contact reliability</b>	One maloperation per 100 million (17 V, 5 mA), one maloperation per 10 million (5 V, 1 mA)
<b>Auxiliary circuit</b>	
<b>design of the contact of auxiliary contacts</b>	Silver alloy
<b>number of NC contacts for auxiliary contacts</b>	1
<b>number of NO contacts for auxiliary contacts</b>	1
<b>Connections/ Terminals</b>	
<b>type of electrical connection</b> • of modules and accessories	screw-type terminals Screw-type terminal
<b>type of connectable conductor cross-sections</b> • solid with core end processing • solid without core end processing • finely stranded with core end processing • finely stranded without core end processing • for AWG cables	2x (0.5 ... 0.75 mm <sup>2</sup> ) 2x (1.0 ... 1.5 mm <sup>2</sup> ) 2x (0.5 ... 1.5 mm <sup>2</sup> ) 2x (1.0 ... 1.5 mm <sup>2</sup> ) 2x (18 ... 14)
<b>tightening torque of the screws in the bracket</b>	1 ... 1.2 N·m
tightening torque with screw-type terminals	0.8 ... 0.9 N·m
<b>Safety related data</b>	
B10 value with high demand rate according to SN 31920	100 000
<b>proportion of dangerous failures</b> • with low demand rate according to SN 31920 • with high demand rate according to SN 31920	20 % 20 %
failure rate [FIT] with low demand rate according to SN 31920	100 FIT
<b>Ambient conditions</b>	
<b>ambient temperature</b> • during operation • during storage	-25 ... +70 °C -40 ... +80 °C
environmental category during operation according to IEC 60721	3M6, 3S2, 3B2, 3C3, 3K6 (with relative air humidity of 10 ... 95%, no condensation in operation permitted for all devices behind front panel)
<b>Installation/ mounting/ dimensions</b>	
<b>fastening method</b> • of modules and accessories	Front plate mounting
<b>height</b>	40 mm
<b>width</b>	32.3 mm
<b>shape of the installation opening</b>	round
<b>mounting diameter</b>	22.3 mm
<b>positive tolerance of installation diameter</b>	0.4 mm
<b>mounting height</b>	28.8 mm
<b>installation width</b>	32.3 mm

installation depth		49.7 mm			
Certificates/ approvals					
General Product Approval					Declaration of Con- formity
		<a href="#">Confirmation</a>			 EG-Konf.
Declaration of Con- formity	Test Certificates		Marine / Shipping		
	<a href="#">Special Test Certifi- cate</a>	<a href="#">Type Test Certifi- cates/Test Report</a>	 ABS	 LRS	 PRS
Marine / Shipping	other	Environment			
	<a href="#">Confirmation</a>	<a href="#">Environmental Con- firmations</a>			
Further information					
<p>Siemens has decided to exit the Russian market (see here). <a href="https://press.siemens.com/global/en/pressrelease/siemens-wind-down-russian-business">https://press.siemens.com/global/en/pressrelease/siemens-wind-down-russian-business</a></p> <p>Siemens is working on the renewal of the current EAC certificates. Please contact your local Siemens office on the status of validity of the EAC certification if you intend to import or offer to supply these products to an EAC relevant market (other than the sanctioned EAEU member states Russia or Belarus).</p> <p>Information on the packaging <a href="https://support.industry.siemens.com/cs/ww/en/view/109813875">https://support.industry.siemens.com/cs/ww/en/view/109813875</a></p> <p>Information- and Downloadcenter (Catalogs, Brochures,...) <a href="https://www.siemens.com/ic10">https://www.siemens.com/ic10</a></p> <p>Industry Mall (Online ordering system) <a href="https://mall.industry.siemens.com/mall/en/en/Catalog/product?mlfb=3SU1150-2BF60-1MA0">https://mall.industry.siemens.com/mall/en/en/Catalog/product?mlfb=3SU1150-2BF60-1MA0</a></p> <p>Cax online generator <a href="http://support.automation.siemens.com/WW/CAXorder/default.aspx?lang=en&amp;mlfb=3SU1150-2BF60-1MA0">http://support.automation.siemens.com/WW/CAXorder/default.aspx?lang=en&amp;mlfb=3SU1150-2BF60-1MA0</a></p> <p>Service&amp;Support (Manuals, Certificates, Characteristics, FAQs,...) <a href="https://support.industry.siemens.com/cs/ww/en/ps/3SU1150-2BF60-1MA0">https://support.industry.siemens.com/cs/ww/en/ps/3SU1150-2BF60-1MA0</a></p> <p>Image database (product images, 2D dimension drawings, 3D models, device circuit diagrams, EPLAN macros, ...) <a href="http://www.automation.siemens.com/bilddb/cax_de.aspx?mlfb=3SU1150-2BF60-1MA0&amp;lang=en">http://www.automation.siemens.com/bilddb/cax_de.aspx?mlfb=3SU1150-2BF60-1MA0&amp;lang=en</a></p>					

