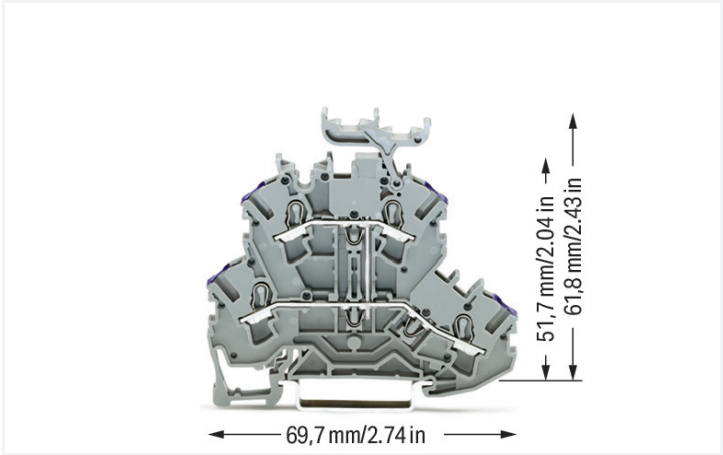


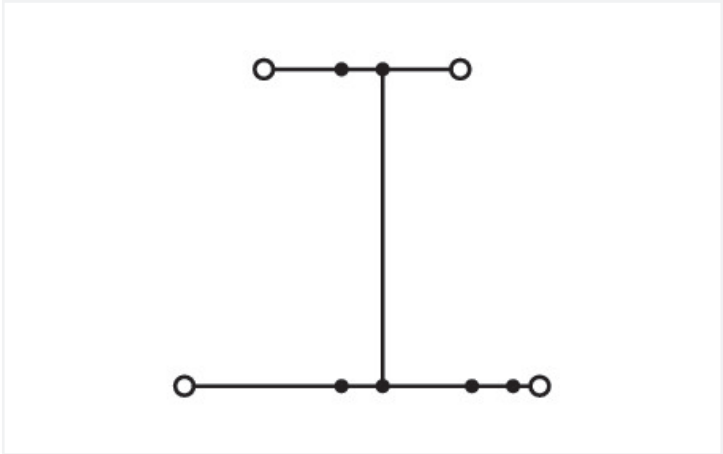
**Data Sheet | Item Number: 2002-2238**

Double-deck terminal block; 4-conductor through terminal block; L; with marker carrier; suitable for Ex e II applications; internal commoning; conductor entry with violet marking; for DIN-rail 35 x 15 and 35 x 7.5; 2.5 mm²; Push-in CAGE CLAMP®; 2,50 mm²; gray

<https://www.wago.com/2002-2238>



Color: ■ gray



Similar to illustration

Double-deck terminal block, 2002 Series, Push-in CAGE CLAMP®

Our double-deck terminal block (item number 2002-2238) simplifies electrical installations. The double-deck terminal block also serves as a through terminal block. Strip lengths must be between 10 mm and 12 mm when connecting conductors to this double-deck terminal block. This product incorporates conductor terminals and utilizes Push-in CAGE CLAMP®. Push-in CAGE CLAMP® connection technology is ideal for connecting all conductor types. It allows direct insertion of both solid and fine-stranded conductors with ferrules without needing to use any tools—all thanks to its pluggable design. This double-deck terminal block is suitable for conductor cross sections ranging from 0.25 mm² to 4 mm². It features two levels and four clamping points for connecting a single potential. The gray housing is made of polyamide (PA66) for insulation. These through rail-mount terminal blocks are mounted using DIN-35 rails.. This product is designed for specific Ex applications (please refer to the product datasheet).

Electrical data				
Ratings per		IEC/EN 60947-7-1		
Overvoltage category		III	III	II
Pollution degree		3	2	2
Nominal voltage		500 V	-	-
Rated surge voltage		6 kV	-	-
Rated current		24 A	-	-
Current at conductor cross-section (max.) mm²		28 A	-	-
Approvals per		UL 1059		
Use group		B	C	D
Rated voltage		300 V	300 V	600 V
Rated current		20 A	20 A	5 A



Approvals per		CSA 22.2 No 158		
Use group		B	C	D
Rated voltage		300 V	300 V	-
Rated current		20 A	20 A	-

Ex information	
Reference to hazardous areas	See "Downloads – Documentation – Additional Information: Technical Section; Technical Explications"
Ratings per	ATEX: PTB 03 ATEX 1162 U / IECEx: PTB 03.0004U (Ex eb IIC Gb)
Rated voltage EN (Ex e II)	440 V
Rated current (Ex e II)	20 A
Rated current (Ex e II) with jumper	18 A

Power Loss	
Power loss, per pole (potential)	0.7661 W
Rated current I <sub>N</sub> for power loss specification	24 A
Resistance value for specified, current-dependent power loss	0.00133 Ω

Connection data			
Clamping units	4	Connection 1	
Total number of potentials	1	Connection technology	Push-in CAGE CLAMP®
Number of levels	2	Actuation type	Operating tool
Number of jumper slots	3	Connectable conductor materials	Copper
		Nominal cross-section	2.5 mm²
		Solid conductor	0.25 ... 4 mm² / 22 ... 12 AWG
		Solid conductor; push-in termination	0.75 ... 4 mm² / 18 ... 12 AWG
		Fine-stranded conductor	0.25 ... 4 mm² / 22 ... 12 AWG
		Fine-stranded conductor; with insulated ferrule	0.25 ... 2.5 mm² / 22 ... 14 AWG
		Fine-stranded conductor; with ferrule; push-in termination	1 ... 2.5 mm² / 18 ... 14 AWG
		Note (conductor cross-section)	Depending on the conductor characteristic, a conductor with a smaller cross-section can also be inserted via push-in termination.
		Strip length	10 ... 12 mm / 0.39 ... 0.47 inches
		Wiring direction	Front-entry wiring

Physical data		
Width		5.2 mm / 0.205 inches
Height		69.7 mm / 2.744 inches
Depth from upper-edge of DIN-rail		61.8 mm / 2.433 inches

Mechanical data	
Potential marking	L
Mounting type	DIN-35 rail
Marking level	Center/side marking



Material data		
Note (material data)		<a href="#">Information on material specifications can be found here</a>
Color		gray
Material group		I
Insulation material (main housing)		Polyamide (PA66)
Flammability class per UL94		V0
Fire load		0.229 MJ
Weight		11.2 g

Environmental requirements																																																								
Processing temperature	-35 ... +85 °C	<table><tr><th colspan="2">Environmental Testing</th></tr><tr><td>Test specification: Railway applications – Rolling stock – Electronic equipment</td><td>DIN EN 50155 (VDE 0115-200):2022-06</td></tr><tr><td>Test procedure: Railway applications – Rolling stock equipment – Vibration and shock tests</td><td>DIN EN 61373 (VDE 0115-0106):2011-04</td></tr><tr><td>Spectrum/Mounting location</td><td>Service life test, Category 1, Class A/B</td></tr><tr><td>Functional test with noise-like oscillations</td><td>Test passed according to Section 8 of the standard</td></tr><tr><td>Frequency</td><td>f<sub>1</sub> = 5 Hz to f<sub>2</sub> = 150 Hz</td></tr><tr><td>Acceleration</td><td>0.101g (highest test level used for all axes)</td></tr><tr><td>Test duration per axis</td><td>10 min.</td></tr><tr><td>Test directions</td><td>X, Y and Z axes</td></tr><tr><td>Monitoring of contact faults and interruptions</td><td>Passed</td></tr><tr><td>Voltage drop measurement before and after each axis</td><td>Passed</td></tr><tr><td>Simulated service life test through increased levels of noise-like oscillations</td><td>Test passed according to Section 9 of the standard</td></tr><tr><td>Frequency</td><td>f<sub>1</sub> = 5 Hz to f<sub>2</sub> = 150 Hz</td></tr><tr><td>Acceleration</td><td>0.572g (highest test level used for all axes)</td></tr><tr><td>Test duration per axis</td><td>5 h</td></tr><tr><td>Test directions</td><td>X, Y and Z axes</td></tr><tr><td>Extended testing: Monitoring of contact faults and interruptions</td><td>Passed</td></tr><tr><td>Extended testing: Voltage drop measurement before and after each axis</td><td>Passed</td></tr><tr><td>Shock test</td><td>Test passed according to Section 10 of the standard</td></tr><tr><td>Shock pulse form</td><td>Half sine</td></tr><tr><td>Acceleration</td><td>5g (highest test level used for all axes)</td></tr><tr><td>Shock duration</td><td>30 ms</td></tr><tr><td>Number of shocks (per axis)</td><td>3 pos. und 3 neg.</td></tr><tr><td>Test directions</td><td>X, Y and Z axes</td></tr><tr><td>Extended testing: Monitoring of contact faults and interruptions</td><td>Passed</td></tr><tr><td>Extended testing: Voltage drop measurement before and after each axis</td><td>Passed</td></tr><tr><td>Vibration and shock stress for rolling stock equipment</td><td>Passed</td></tr></table>	Environmental Testing		Test specification: Railway applications – Rolling stock – Electronic equipment	DIN EN 50155 (VDE 0115-200):2022-06	Test procedure: Railway applications – Rolling stock equipment – Vibration and shock tests	DIN EN 61373 (VDE 0115-0106):2011-04	Spectrum/Mounting location	Service life test, Category 1, Class A/B	Functional test with noise-like oscillations	Test passed according to Section 8 of the standard	Frequency	f <sub>1</sub> = 5 Hz to f <sub>2</sub> = 150 Hz	Acceleration	0.101g (highest test level used for all axes)	Test duration per axis	10 min.	Test directions	X, Y and Z axes	Monitoring of contact faults and interruptions	Passed	Voltage drop measurement before and after each axis	Passed	Simulated service life test through increased levels of noise-like oscillations	Test passed according to Section 9 of the standard	Frequency	f <sub>1</sub> = 5 Hz to f <sub>2</sub> = 150 Hz	Acceleration	0.572g (highest test level used for all axes)	Test duration per axis	5 h	Test directions	X, Y and Z axes	Extended testing: Monitoring of contact faults and interruptions	Passed	Extended testing: Voltage drop measurement before and after each axis	Passed	Shock test	Test passed according to Section 10 of the standard	Shock pulse form	Half sine	Acceleration	5g (highest test level used for all axes)	Shock duration	30 ms	Number of shocks (per axis)	3 pos. und 3 neg.	Test directions	X, Y and Z axes	Extended testing: Monitoring of contact faults and interruptions	Passed	Extended testing: Voltage drop measurement before and after each axis	Passed	Vibration and shock stress for rolling stock equipment	Passed
Environmental Testing																																																								
Test specification: Railway applications – Rolling stock – Electronic equipment	DIN EN 50155 (VDE 0115-200):2022-06																																																							
Test procedure: Railway applications – Rolling stock equipment – Vibration and shock tests	DIN EN 61373 (VDE 0115-0106):2011-04																																																							
Spectrum/Mounting location	Service life test, Category 1, Class A/B																																																							
Functional test with noise-like oscillations	Test passed according to Section 8 of the standard																																																							
Frequency	f <sub>1</sub> = 5 Hz to f <sub>2</sub> = 150 Hz																																																							
Acceleration	0.101g (highest test level used for all axes)																																																							
Test duration per axis	10 min.																																																							
Test directions	X, Y and Z axes																																																							
Monitoring of contact faults and interruptions	Passed																																																							
Voltage drop measurement before and after each axis	Passed																																																							
Simulated service life test through increased levels of noise-like oscillations	Test passed according to Section 9 of the standard																																																							
Frequency	f <sub>1</sub> = 5 Hz to f <sub>2</sub> = 150 Hz																																																							
Acceleration	0.572g (highest test level used for all axes)																																																							
Test duration per axis	5 h																																																							
Test directions	X, Y and Z axes																																																							
Extended testing: Monitoring of contact faults and interruptions	Passed																																																							
Extended testing: Voltage drop measurement before and after each axis	Passed																																																							
Shock test	Test passed according to Section 10 of the standard																																																							
Shock pulse form	Half sine																																																							
Acceleration	5g (highest test level used for all axes)																																																							
Shock duration	30 ms																																																							
Number of shocks (per axis)	3 pos. und 3 neg.																																																							
Test directions	X, Y and Z axes																																																							
Extended testing: Monitoring of contact faults and interruptions	Passed																																																							
Extended testing: Voltage drop measurement before and after each axis	Passed																																																							
Vibration and shock stress for rolling stock equipment	Passed																																																							
Continuous operating temperature	-60 ... +105 °C																																																							



Commercial data	
Product Group	22 (TOPJOB S)
PU (SPU)	50 pcs
Packaging type	Box
Country of origin	DE
GTIN	4044918989824
Customs tariff number	85369010000

Product Classification	
UNSPSC	39121410
eCl@ss 10.0	27-14-11-20
eCl@ss 9.0	27-14-11-20
ETIM 9.0	EC000897
ETIM 8.0	EC000897
ECCN	NO US CLASSIFICATION

Environmental Product Compliance	
RoHS Compliance Status	Compliant, No Exemption

Approvals / Certificates

General approvals			Declarations of conformity and manufacturer's declarations		
Approval	Standard	Certificate Name	Approval	Standard	Certificate Name
CCA DEKRA Certification B.V.	EN 60947	NTR NL-8054	ATEX-Attestation of Con- formity WAGO GmbH & Co. KG	-	-
CSA CSA Group	C22.2 No. 158	154112	EU-Declaration of Confor- mity WAGO GmbH & Co. KG	-	-
KEMA/KEUR DEKRA Certification B.V.	EN 60947	71-124163	Railway WAGO GmbH & Co. KG	-	Railway Ready
UL Underwriters Laboratories Inc.	UL 1059	E45172	UK-Declaration of Confor- mity WAGO GmbH & Co. KG	-	-

Approvals for marine applications

			Approvals for hazardous areas		
Approval	Standard	Certificate Name	Approval	Standard	Certificate Name
ABS American Bureau of Ship- ping	EN 60947	20-HG1941090-PDA	ATEX Physikalisch Technische Bundesanstalt	EN 60079	PTB 03 ATEX 1162 U (II2G Ex eb IIC Gb, IM2 Ex eb IMb)
DNV GL Det Norske Veritas, Ger- manischer Lloyd	-	TAE00001V2	CCC CQST/CNEx	GB/T 3836.3	2020312313000238 (Ex eb IIC Gb, Ex eb I Mb)
			IECEx Physikalisch Technische Bundesanstalt	IEC 60079	IECEx PTB 03.0004U (Ex eb IIC Gb or Ex eb I Mb)
			INMETRO TÜV Rheinland do Brasil Ltda.	IEC 60079	TÜV 12.1307 U



Downloads

Environmental Product Compliance

Compliance Search

Environmental Product Compliance 2002-2238

Download icon

Documentation				
Bid Text				
2002-2238	24.04.2019	xml 4.30 KB	Download icon	
2002-2238	18.04.2019	docx 15.31 KB	Download icon	

CAD/CAE-Data

CAD data

2D/3D Models  
2002-2238

Download icon

CAE data

EPLAN Data Portal  
2002-2238

Download icon

WSCAD Universe  
2002-2238

Download icon

ZUKEN Portal  
2002-2238


Download icon

1 Compatible Products


1.1 Required Accessories

1.1.1 End plate


1.1.1.1 End plate




Item No.: 2002-2291  
End and intermediate plate; 0.8 mm thick; gray




Item No.: 2002-2292  
End and intermediate plate; 0.8 mm thick; orange



Item No.: 209-192  
Separator for Ex e/Ex i applications; 3 mm thick; 125.5 mm wide; orange



Item No.: 2002-2295  
Separator plate; oversized upper deck; snap-fit type; 2 mm thick; gray



Item No.: 2002-2296  
Separator plate; oversized upper deck; snap-fit type; 2 mm thick; orange



1.2 Optional Accessories

1.2.1 DIN-rail

1.2.1.1 Mounting accessories



**Item No.: 210-196**  
Aluminum carrier rail; 35 x 8.2 mm; 1.6 mm thick; 2 m long; unslopped; similar to EN 60715; silver-colored



**Item No.: 210-198**  
Copper carrier rail; 35 x 15 mm; 2.3 mm thick; 2 m long; unslopped; according to EN 60715; copper-colored



**Item No.: 210-508**  
Steel carrier rail; 35 x 15 mm; 1.5 mm thick; 2 m long; slopped; galvanized; similar to EN 60715; silver-colored



**Item No.: 210-197**  
Steel carrier rail; 35 x 15 mm; 1.5 mm thick; 2 m long; slopped; similar to EN 60715; silver-colored



**Item No.: 210-506**  
Steel carrier rail; 35 x 15 mm; 1.5 mm thick; 2 m long; unslopped; galvanized; similar to EN 60715; silver-colored



**Item No.: 210-114**  
Steel carrier rail; 35 x 15 mm; 1.5 mm thick; 2 m long; slopped; similar to EN 60715; silver-colored



**Item No.: 210-118**  
Steel carrier rail; 35 x 15 mm; 2.3 mm thick; 2 m long; unslopped; according to EN 60715; silver-colored



**Item No.: 210-115**  
Steel carrier rail; 35 x 7.5 mm; 1 mm thick; 2 m long; slopped; according to EN 60715; "Hole width 18 mm; silver-colored



**Item No.: 210-112**  
Steel carrier rail; 35 x 7.5 mm; 1 mm thick; 2 m long; slopped; according to EN 60715; "Hole width 25 mm; silver-colored



**Item No.: 210-504**  
Steel carrier rail; 35 x 7.5 mm; 1 mm thick; 2 m long; slopped; galvanized; according to EN 60715; silver-colored



**Item No.: 210-113**  
Steel carrier rail; 35 x 7.5 mm; 1 mm thick; 2 m long; unslopped; according to EN 60715; silver-colored



**Item No.: 210-505**  
Steel carrier rail; 35 x 7.5 mm; 1 mm thick; 2 m long; unslopped; galvanized; according to EN 60715; silver-colored

1.2.2 Ferrule

1.2.2.1 Ferrule



**Item No.: 216-241**  
Ferrule; Sleeve for 0.5 mm² / 20 AWG; insulated; electro-tin plated; electrolytic copper; gastight crimped; acc. to DIN 46228, Part 4/09.90; white



**Item No.: 216-242**  
Ferrule; Sleeve for 0.75 mm² / 18 AWG; insulated; electro-tin plated; electrolytic copper; gastight crimped; acc. to DIN 46228, Part 4/09.90; gray



**Item No.: 216-262**  
Ferrule; Sleeve for 0.75 mm² / 18 AWG; insulated; electro-tin plated; electrolytic copper; gastight crimped; acc. to DIN 46228, Part 4/09.90; gray



**Item No.: 216-243**  
Ferrule; Sleeve for 1 mm² / AWG 18; insulated; electro-tin plated; electrolytic copper; gastight crimped; acc. to DIN 46228, Part 4/09.90; red



**Item No.: 216-263**  
Ferrule; Sleeve for 1 mm² / AWG 18; insulated; electro-tin plated; electrolytic copper; gastight crimped; acc. to DIN 46228, Part 4/09.90; red



**Item No.: 216-244**  
Ferrule; Sleeve for 1.5 mm² / AWG 16; insulated; electro-tin plated; electrolytic copper; gastight crimped; acc. to DIN 46228, Part 4/09.90; black



**Item No.: 216-264**  
Ferrule; Sleeve for 1.5 mm² / AWG 16; insulated; electro-tin plated; electrolytic copper; gastight crimped; acc. to DIN 46228, Part 4/09.90; black



**Item No.: 216-246**  
Ferrule; Sleeve for 2.5 mm² / AWG 14; insulated; electro-tin plated; electrolytic copper; gastight crimped; acc. to DIN 46228, Part 4/09.90; blue



**Item No.: 216-266**  
Ferrule; Sleeve for 2.5 mm² / AWG 14; insulated; electro-tin plated; electrolytic copper; gastight crimped; acc. to DIN 46228, Part 4/09.90; blue

1.2.3 Installation

1.2.3.1 Cover



**Item No.: 709-156**  
Cover; Type 3; suitable for cover carrier, type 3; 1 m long; transparent

## 1.2.3.2 Cover carrier

**Item No.: 709-169**

Cover carrier; Type 3; incl. fixing/retaining screws and knurled nut; suitable for 279 to 282 and 880 Series rail-mounted terminal blocks; suitable for 264 Series miniature rail-mounted terminal blocks; suitable for 270 Series sensor and actuator terminal blocks; gray

## 1.2.4 Insulation stop

## 1.2.4.1 Insulation stop

**Item No.: 2002-171**

Insulation stop; 0.25 - 0.5 mm<sup>2</sup>; 5 pieces/strip; light gray

**Item No.: 2002-172**

Insulation stop; 0.75 - 1 mm<sup>2</sup>; 5 pieces/strip; dark gray

## 1.2.5 Jumper

## 1.2.5.1 Jumper

**Item No.: 2002-400**

Continuous jumper; 2-way; insulated; light gray

**Item No.: 2002-413**

Continuous jumper; 3-way; insulated; light gray

**Item No.: 2002-415**

Continuous jumper; 5-way; insulated; light gray

**Item No.: 2002-423/000-006**

Continuous jumper; from 1 to 3; insulated; blue

**Item No.: 2002-423**

Continuous jumper; from 1 to 3; insulated; light gray

**Item No.: 2002-423/000-005**

Continuous jumper; from 1 to 3; insulated; red

**Item No.: 2002-424/000-006**

Continuous jumper; from 1 to 4; insulated; blue

**Item No.: 2002-424**

Continuous jumper; from 1 to 4; insulated; light gray

**Item No.: 2002-424/000-005**

Continuous jumper; from 1 to 4; insulated; red

**Item No.: 2002-406/020-000**

Delta jumper; insulated; light gray

**Item No.: 2002-410/000-006**

Jumper; 10-way; insulated; blue

**Item No.: 2002-410**

Jumper; 10-way; insulated; light gray

**Item No.: 2002-410/000-005**

Jumper; 10-way; insulated; red

**Item No.: 2002-402/000-006**

Jumper; 2-way; insulated; blue

**Item No.: 2002-402**

Jumper; 2-way; insulated; light gray

**Item No.: 2002-402/000-005**

Jumper; 2-way; insulated; red

**Item No.: 2002-403/000-006**

Jumper; 3-way; insulated; blue

**Item No.: 2002-403**

Jumper; 3-way; insulated; light gray

**Item No.: 2002-403/000-005**

Jumper; 3-way; insulated; red

**Item No.: 2002-404/000-006**

Jumper; 4-way; insulated; blue

**Item No.: 2002-404**

Jumper; 4-way; insulated; light gray

**Item No.: 2002-404/000-005**

Jumper; 4-way; insulated; red

**Item No.: 2002-405/000-006**

Jumper; 5-way; insulated; blue

**Item No.: 2002-405**

Jumper; 5-way; insulated; light gray

**Item No.: 2002-405/000-005**

Jumper; 5-way; insulated; red

**Item No.: 2002-406/000-006**

Jumper; 6-way; insulated; blue

**Item No.: 2002-406**

Jumper; 6-way; insulated; light gray

**Item No.: 2002-406/000-005**

Jumper; 6-way; insulated; red

**Item No.: 2002-407/000-006**

Jumper; 7-way; insulated; blue

**Item No.: 2002-407**

Jumper; 7-way; insulated; light gray

**Item No.: 2002-407/000-005**

Jumper; 7-way; insulated; red

**Item No.: 2002-408/000-006**

Jumper; 8-way; insulated; blue

**Item No.: 2002-408**

Jumper; 8-way; insulated; light gray

**Item No.: 2002-408/000-005**

Jumper; 8-way; insulated; red

**Item No.: 2002-409/000-006**

Jumper; 9-way; insulated; blue

**Item No.: 2002-409**

Jumper; 9-way; insulated; light gray

## 1.2.5.1 Jumper



**Item No.: 2002-409/000-005**  
Jumper; 9-way; insulated; red



**Item No.: 2002-440**  
Jumper; from 1 to 10; insulated; light gray



**Item No.: 2002-433**  
Jumper; from 1 to 3; insulated; light gray



**Item No.: 2002-434**  
Jumper; from 1 to 4; insulated; light gray



**Item No.: 2002-435**  
Jumper; from 1 to 5; insulated; light gray



**Item No.: 2002-436**  
Jumper; from 1 to 6; insulated; light gray



**Item No.: 2002-437**  
Jumper; from 1 to 7; insulated; light gray



**Item No.: 2002-438**  
Jumper; from 1 to 8; insulated; light gray



**Item No.: 2002-439**  
Jumper; from 1 to 9; insulated; light gray



**Item No.: 2002-480**  
Staggered jumper; 10-way; insulated; light gray



**Item No.: 2002-481**  
Staggered jumper; 11-way; insulated; light gray



**Item No.: 2002-482**  
Staggered jumper; 12-way; insulated; light gray



**Item No.: 2002-473/011-000**  
Staggered jumper; 2-way; from 1 to 3; insulated; light gray



**Item No.: 2002-472**  
Staggered jumper; 2-way; insulated; light gray



**Item No.: 2002-473**  
Staggered jumper; 3-way; insulated; light gray



**Item No.: 2002-475/011-000**  
Staggered jumper; 3-way; insulated; light gray



**Item No.: 2002-474**  
Staggered jumper; 4-way; insulated; light gray



**Item No.: 2002-475**  
Staggered jumper; 5-way; insulated; light gray



**Item No.: 2002-476**  
Staggered jumper; 6-way; insulated; light gray



**Item No.: 2002-477**  
Staggered jumper; 7-way; insulated; light gray



**Item No.: 2002-478**  
Staggered jumper; 8-way; insulated; light gray



**Item No.: 2002-479**  
Staggered jumper; 9-way; insulated; light gray



**Item No.: 2002-477/011-000**  
Staggered jumper; insulated; light gray



**Item No.: 2002-479/011-000**  
Staggered jumper; insulated; light gray



**Item No.: 2002-481/011-000**  
Staggered jumper; insulated; light gray



**Item No.: 2002-405/011-000**  
Star point jumper; 3-way; insulated; light gray



**Item No.: 210-103**  
Wire commoning chain; insulated; black



**Item No.: 210-123**  
Wire commoning chain; insulated; blue

## 1.2.6 Marking

## 1.2.6.1 Marker



**Item No.: 2009-145/000-006**  
Mini-WSB Inline; for Smart Printer; 1700 pieces on roll; stretchable 5 - 5.2 mm; plain; snap-on type; blue



**Item No.: 2009-145/000-007**  
Mini-WSB Inline; for Smart Printer; 1700 pieces on roll; stretchable 5 - 5.2 mm; plain; snap-on type; gray



**Item No.: 2009-145/000-023**  
Mini-WSB Inline; for Smart Printer; 1700 pieces on roll; stretchable 5 - 5.2 mm; plain; snap-on type; green



**Item No.: 2009-145/000-012**  
Mini-WSB Inline; for Smart Printer; 1700 pieces on roll; stretchable 5 - 5.2 mm; plain; snap-on type; orange



**Item No.: 2009-145/000-005**  
Mini-WSB Inline; for Smart Printer; 1700 pieces on roll; stretchable 5 - 5.2 mm; plain; snap-on type; red



**Item No.: 2009-145/000-024**  
Mini-WSB Inline; for Smart Printer; 1700 pieces on roll; stretchable 5 - 5.2 mm; plain; snap-on type; violet



**Item No.: 2009-145**  
Mini-WSB Inline; for Smart Printer; 1700 pieces on roll; stretchable 5 - 5.2 mm; plain; snap-on type; white



**Item No.: 2009-145/000-002**  
Mini-WSB Inline; for Smart Printer; 1700 pieces on roll; stretchable 5 - 5.2 mm; plain; snap-on type; yellow



**Item No.: 248-501/000-006**  
Mini-WSB marking card; as card; not stretchable; plain; snap-on type; blue



**Item No.: 248-501/000-007**  
Mini-WSB marking card; as card; not stretchable; plain; snap-on type; gray



**Item No.: 248-501/000-023**  
Mini-WSB marking card; as card; not stretchable; plain; snap-on type; green



**Item No.: 248-501/000-017**  
Mini-WSB marking card; as card; not stretchable; plain; snap-on type; light green



**Item No.: 248-501/000-012**  
Mini-WSB marking card; as card; not stretchable; plain; snap-on type; orange



**Item No.: 248-501/000-005**  
Mini-WSB marking card; as card; not stretchable; plain; snap-on type; red



**Item No.: 248-501/000-024**  
Mini-WSB marking card; as card; not stretchable; plain; snap-on type; violet



**Item No.: 248-501**  
Mini-WSB marking card; as card; not stretchable; plain; snap-on type; white



**Item No.: 248-501/000-002**  
Mini-WSB marking card; as card; not stretchable; plain; snap-on type; yellow



**Item No.: 793-5501/000-006**  
WMB marking card; as card; for terminal block width 5 - 17.5 mm; stretchable 5 - 5.2 mm; plain; snap-on type; blue



**Item No.: 793-5501/000-014**  
WMB marking card; as card; for terminal block width 5 - 17.5 mm; stretchable 5 - 5.2 mm; plain; snap-on type; brown



**Item No.: 793-5501/000-007**  
WMB marking card; as card; for terminal block width 5 - 17.5 mm; stretchable 5 - 5.2 mm; plain; snap-on type; gray





1.2.6.1 Marker



**Item No.: 793-5501/000-023**  
WMB marking card; as card; for terminal block width 5 - 17.5 mm; stretchable 5 - 5.2 mm; plain; snap-on type; green



**Item No.: 793-5501/000-017**  
WMB marking card; as card; for terminal block width 5 - 17.5 mm; stretchable 5 - 5.2 mm; plain; snap-on type; light green



**Item No.: 793-5501/000-012**  
WMB marking card; as card; for terminal block width 5 - 17.5 mm; stretchable 5 - 5.2 mm; plain; snap-on type; orange



**Item No.: 793-5501/000-005**  
WMB marking card; as card; for terminal block width 5 - 17.5 mm; stretchable 5 - 5.2 mm; plain; snap-on type; red



**Item No.: 793-5501/000-024**  
WMB marking card; as card; for terminal block width 5 - 17.5 mm; stretchable 5 - 5.2 mm; plain; snap-on type; violet



**Item No.: 793-5501**  
WMB marking card; as card; for terminal block width 5 - 17.5 mm; stretchable 5 - 5.2 mm; plain; snap-on type; white



**Item No.: 793-5501/000-002**  
WMB marking card; as card; for terminal block width 5 - 17.5 mm; stretchable 5 - 5.2 mm; plain; snap-on type; yellow



**Item No.: 2009-115/000-006**  
WMB-Inline; for Smart Printer; 1500 pieces on roll; stretchable 5 - 5.2 mm; plain; snap-on type; blue



**Item No.: 2009-115/000-007**  
WMB-Inline; for Smart Printer; 1500 pieces on roll; stretchable 5 - 5.2 mm; plain; snap-on type; gray



**Item No.: 2009-115/000-023**  
WMB-Inline; for Smart Printer; 1500 pieces on roll; stretchable 5 - 5.2 mm; plain; snap-on type; green



**Item No.: 2009-115/000-017**  
WMB-Inline; for Smart Printer; 1500 pieces on roll; stretchable 5 - 5.2 mm; plain; snap-on type; light green



**Item No.: 2009-115/000-012**  
WMB-Inline; for Smart Printer; 1500 pieces on roll; stretchable 5 - 5.2 mm; plain; snap-on type; orange



**Item No.: 2009-115/000-005**  
WMB-Inline; for Smart Printer; 1500 pieces on roll; stretchable 5 - 5.2 mm; plain; snap-on type; red



**Item No.: 2009-115/000-024**  
WMB-Inline; for Smart Printer; 1500 pieces on roll; stretchable 5 - 5.2 mm; plain; snap-on type; violet



**Item No.: 2009-115**  
WMB-Inline; for Smart Printer; 1500 pieces on roll; stretchable 5 - 5.2 mm; plain; snap-on type; white



**Item No.: 2009-115/000-002**  
WMB-Inline; for Smart Printer; 1500 pieces on roll; stretchable 5 - 5.2 mm; plain; snap-on type; yellow

1.2.6.2 Marker carrier



**Item No.: 2009-198**  
Adaptor; gray

1.2.6.3 Marking strip



**Item No.: 2009-110**  
Marking strips; for Smart Printer; on reel; not stretchable; plain; snap-on type; white

1.2.7 Protective warning marker

1.2.7.1 Cover



**Item No.: 2002-115**  
Protective warning marker; for 5 terminal blocks; with high-voltage symbol, black; yellow



1.2.8 Push-in type wire jumper

1.2.8.1 Jumper



**Item No.: 2009-414**  
Push-in type wire jumper; 1.5 mm²; insulated; 110 mm long; black



**Item No.: 2009-414/000-005**  
Push-in type wire jumper; 1.5 mm²; insulated; 110 mm long; black



**Item No.: 2009-416**  
Push-in type wire jumper; 1.5 mm²; insulated; 250 mm long; black



**Item No.: 2009-414/000-006**  
Push-in type wire jumper; insulated; 110 mm long; black



**Item No.: 2009-412**  
Push-in type wire jumper; insulated; 60 mm long; black

1.2.9 Screwless end stop

1.2.9.1 Mounting accessories



**Item No.: 249-117**  
Screwless end stop; 10 mm wide; for DIN-rail 35 x 15 and 35 x 7.5; gray



**Item No.: 249-116**  
Screwless end stop; 6 mm wide; for DIN-rail 35 x 15 and 35 x 7.5; gray

1.2.10 Test and measurement

1.2.10.1 Testing accessories



**Item No.: 2009-174**  
Test plug adapter; for 4 mm Ø test plugs; for testing TOPJOB®S rail-mounted terminal blocks; gray



**Item No.: 2009-182**  
Testing tap; for max. 2.5 mm²; tool-free connection for individual test wires 0.08 - 2.5 mm; gray



**Item No.: 2002-649**  
TOPJOB®S L-type spacer module; modular; e.g., for bridging commoned terminal blocks; gray



**Item No.: 2002-611**  
TOPJOB®S L-type test plug module; modular; 1-pole; gray

1.2.11 Tool

1.2.11.1 Operating tool



**Item No.: 210-658**  
Operating tool; Blade: 3.5 x 0.5 mm; with a partially insulated shaft; angled; short; multicoloured




**Item No.: 210-720**  
Operating tool; Blade: 3.5 x 0.5 mm; with a partially insulated shaft; multicoloured

Installation Notes


Conductor termination




**All conductor types at a glance**




Push-in termination of solid and ferruled conductors



**Inserting a conductor via push-in termination:**  
Solid conductors with cross-sections from either one size above, or up to two sizes below, the rated cross-section can be simply pushed in – no tools needed.




**Inserting a conductor via operating tool:**  
Connecting fine-stranded conductors without ferrules, or small cross-sectional conductors that cannot be pushed in, is performed similarly to the original CAGE CLAMP® – just use an operating tool.  
**Advantage:**  
To open the clamp, the operating tool is inserted vertically. The conductor entry is less than 15 degrees for easier wiring.




Conductor termination – insulation stop

Commoning




**Removing a push-in type jumper bar:**  
Insert the operating tool between the jumper and partition wall of the dual jumper slots, then lift up the jumper.  
Place the operating tool in the center of jumpers for up to five contacts (see above), or alternately on both sides for jumpers with more than five contacts.





Insert push-in type jumper bar and push down until it hits backstop.

Marking



Snapping WMB Inline markers into marker slots.



**Double-deck terminal blocks**  
A double-deck marker carrier (2002-121) can be retrofitted to double-deck terminal blocks without a marker carrier.